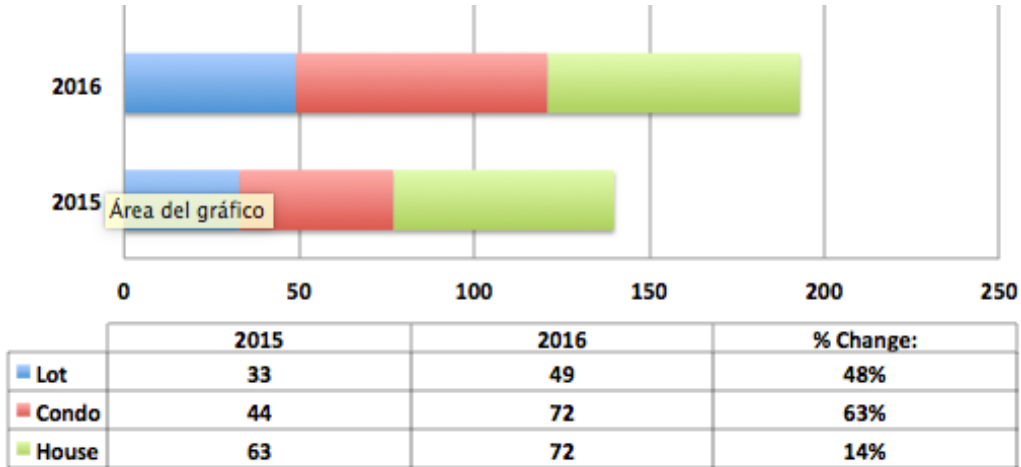


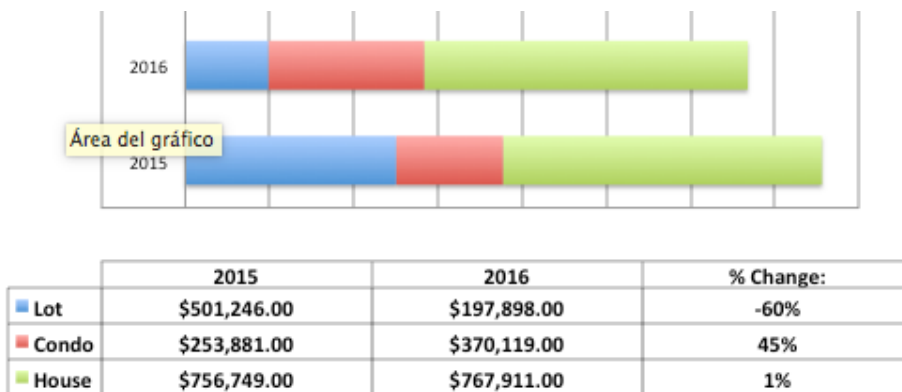
Looks how is the Market this YEAR!

Compared to 2015 the below figures were just generated today.

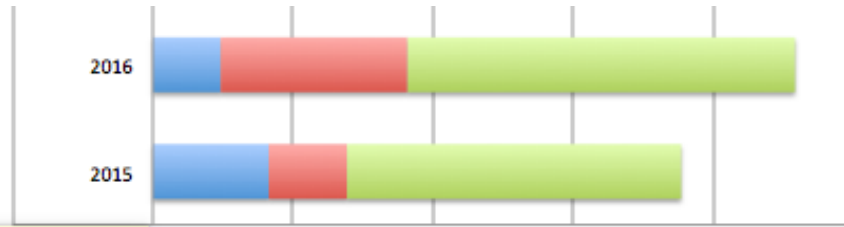
of Sold Units (All Property Types)
 2015: 140 2016: 193 % Change: 38



Average Sales Price (All Property Types)
 2015: \$538,479 2016: \$474,794 % Change: -12



Total Sales Volume (All Property Types)
 2015:\$75,387,068 2016:\$91,635,185 % Change: 22



Área del gráfico

	2015	2016	% Change:
Lot	\$16,541,120.00	\$9,697,000.00	-41%
Condo	\$11,170,785.00	\$26,648,600.00	138%
House	\$47,675,163.00	\$55,289,585.00	15%

Compared to 2015 the below figures were just generated today. Also, below I have a link to the Second Quarters of 2016 Sales #'s as they compare to 2015